

HRA – Visual Resources | Tutorial

Early Chinese Periodicals Online (ECPO)

User Guide



Contents

1. Introduction	3
2. Free Access Online	4
3. The Home Page	5
3.1. The Header	5
3.2. The Quick Search	5
3.3. Types of Publications	5
3.4. Footers.....	7
4. Browsing ECPO	8
4.1. Three views.....	9
4.2. Sorting publications.....	9
4.3. Filtering publications.....	10
4.3.1. Filtering: "Category/Date" page	11
4.3.2. Filtering: "Publications" page	11
4.3.3. Resetting filters	12
4.4. Browsing on issue level.....	12
4.4.1. Showing the "Publishing information"	14
4.4.2. Calendar module - Choosing an issue by date	14
4.5. Reading an issue	16
4.6. Reading a page.....	18
4.7. Reading an item	20
4.7.1. Referencing individual items.....	21
5. Searching in ECPO	22
5.1. Simple search	22
5.2. Advanced Search.....	22
5.2.1. Select an item type.....	23
5.2.2. Select publications	23
5.3. Search results	24
6. The "About" section	26
7. The Backend	26
8. Contact.....	26



1. Introduction

This document is a short guide to using the "Early Chinese Periodicals Online" (ECPO) website.

The database is still in BETA, but all basic functions are available on the "Frontend" (the user interface). Over the next few months we will further expand the user interface, add new features and possibly change some details. Future versions of the manual will be updated accordingly. Your help in doing this would be invaluable! Please give us feedback on your experience with the database!

For instructions on accessing the backend for adding or editing data in the database please see chapter "The Backend" below.

2. Free Access Online

The "Early Chinese Periodicals Online" (ECPO) website can be accessed at:
<http://ecpo.uni-hd.de>.

Its content is freely available, no login is required for using the resource.

Early Chinese Periodicals Online

Home Search Browse About

SEARCH Advanced Search

TYPES OF PUBLICATIONS

FILM LITERATURE XIAOBAO POLITICAL

GENDERED RELIGION RELATED FAMILY LIFE MISCELLANEOUS

LOGIN TO BACK END | © 2016 University of Heidelberg

Cluster of Excellence ASIA AND EUROPE IN A GLOBAL CONTEXT

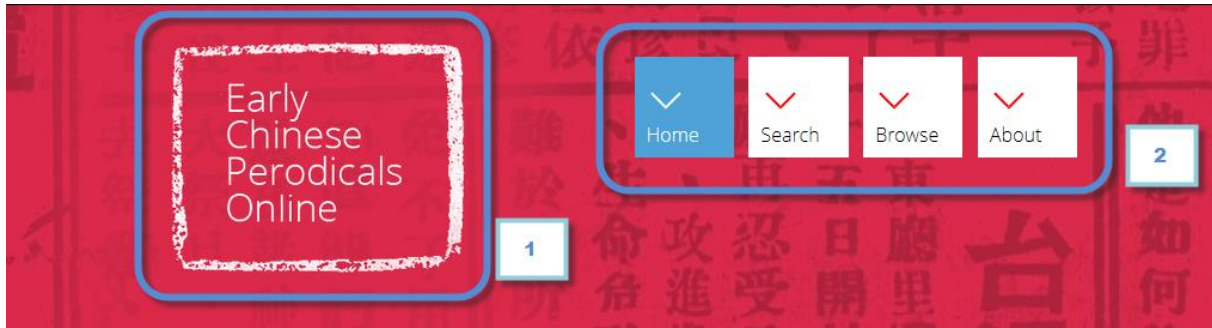
ASDC 中央研究院數位文化中心 Academia Sinica Digital Center

中央研究院 Academia Sinica

Figure 1: ECPO Project Home page

3. The Home Page

3.1. The Header

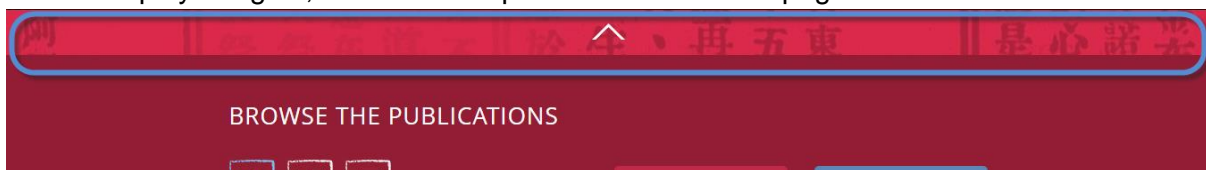


The Header shows the ECPO logo [1] and the Main Navigation [2].

A click on the ECPO logo will always bring you back to the project's Home page.

The Main Navigation includes four icons, which will take you to the "Home" page, the "Advanced Search", the "Browse" page, or the "About" section, respectively.

On subpages, or after you scrolled down on a page, the Header will become invisible. To have it displayed again, click on the top-most section of the page.



3.2. The Quick Search



Use the "Quick Search" slot to start a simple search within all searchable contents. You can search using Chinese characters, Pinyin transcription, or English.

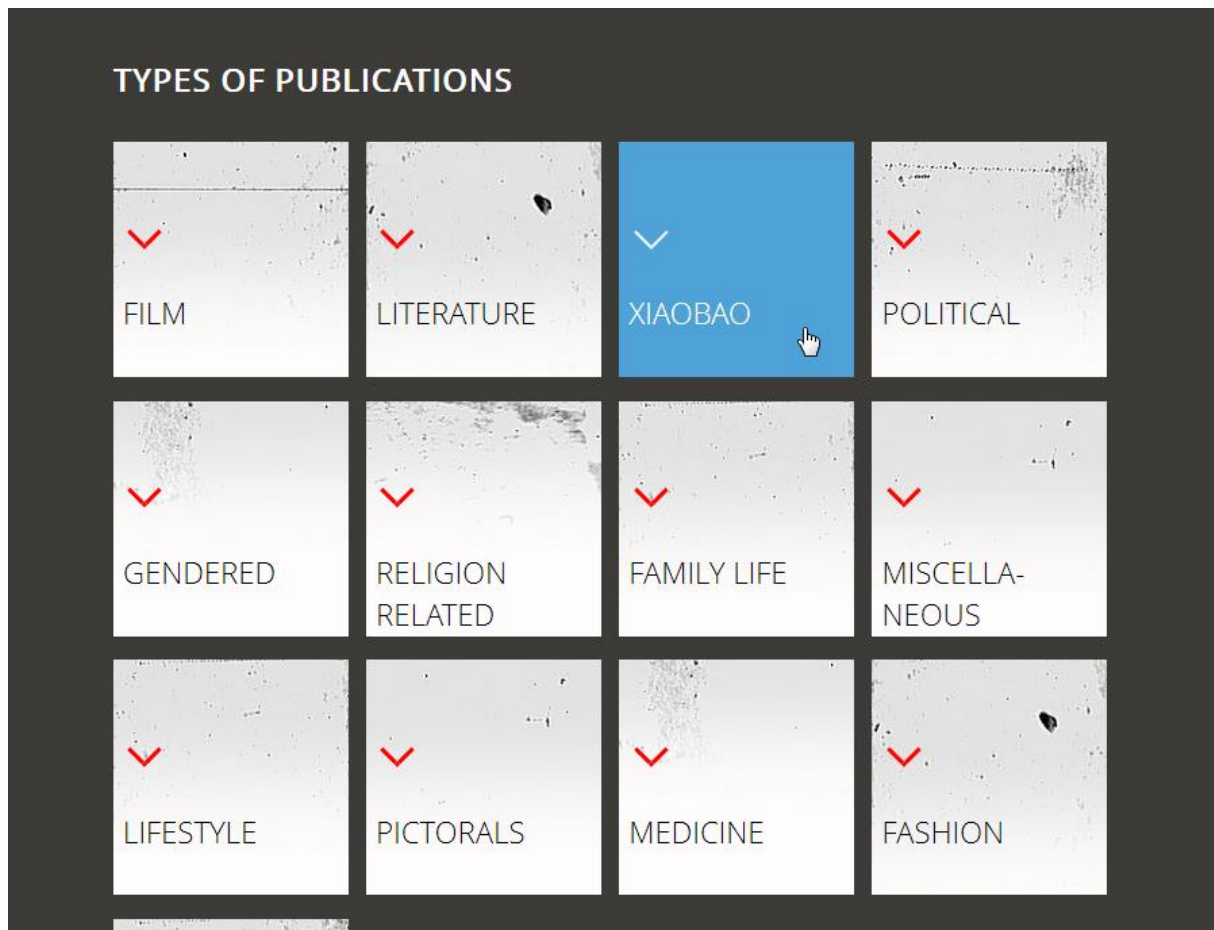
Alternatively, you can click on "Advanced Search" to go to the "Advanced Search" page (see chapter "Advanced Search" below).

3.3. Types of Publications

To provide another way of quickly accessing publications we introduced a number of publication types. These are very broad categorizations that mainly serve to narrow the material for the user.

Currently available publication types (subject to change) include:

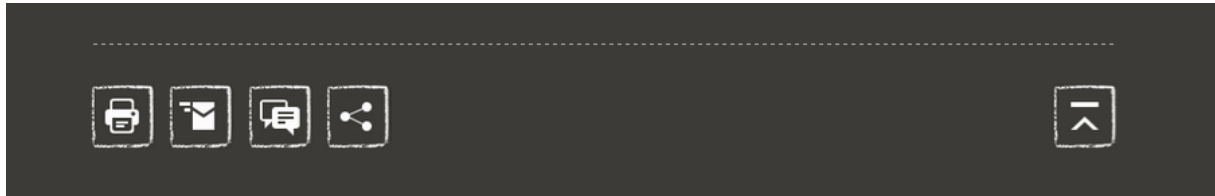
- Film
- Literature
- *Xiaobao*
- Political
- Gendered
- Religion related
- Family life
- Miscellaneous
- Lifestyle
- Pictorials
- Medicine
- Fashion
- Art





The "Types of publications" work as a filter on publication records, e.g. show only publications of type "xiaobao".

3.4. Footers

Below the page content is the page footer (dark grey background). It shows a number of icons that indicate different functionalities that enable different ways of interacting with the page displayed. The available icons will vary from page to page, based on the character of the respective pages.



Available functions (not yet implemented):

-  Print page
-  Send to a friend
-  Provide feedback
-  Share
-  Back to the top of this page

At the bottom of each page, below the page footer, you will find a direct link to the backend (lighter grey background).

Below, the logos of the main project partners are shown (blue background).



4. Browsing ECPO

Clicking on the "Browse" button in the main navigation opens the Browse page.




If on the "Home" page any tile from "Types of Publications" is chosen, the Browse page will open with a filter set to this publication type.



Figure 2: Browse – Showing all publications of type "Xiaobao" (filtered, Tile view)

4.1. Three views

Publications can be displayed in three different ways:

-  Tile view
-  List view (with thumbnails)
-  Text view

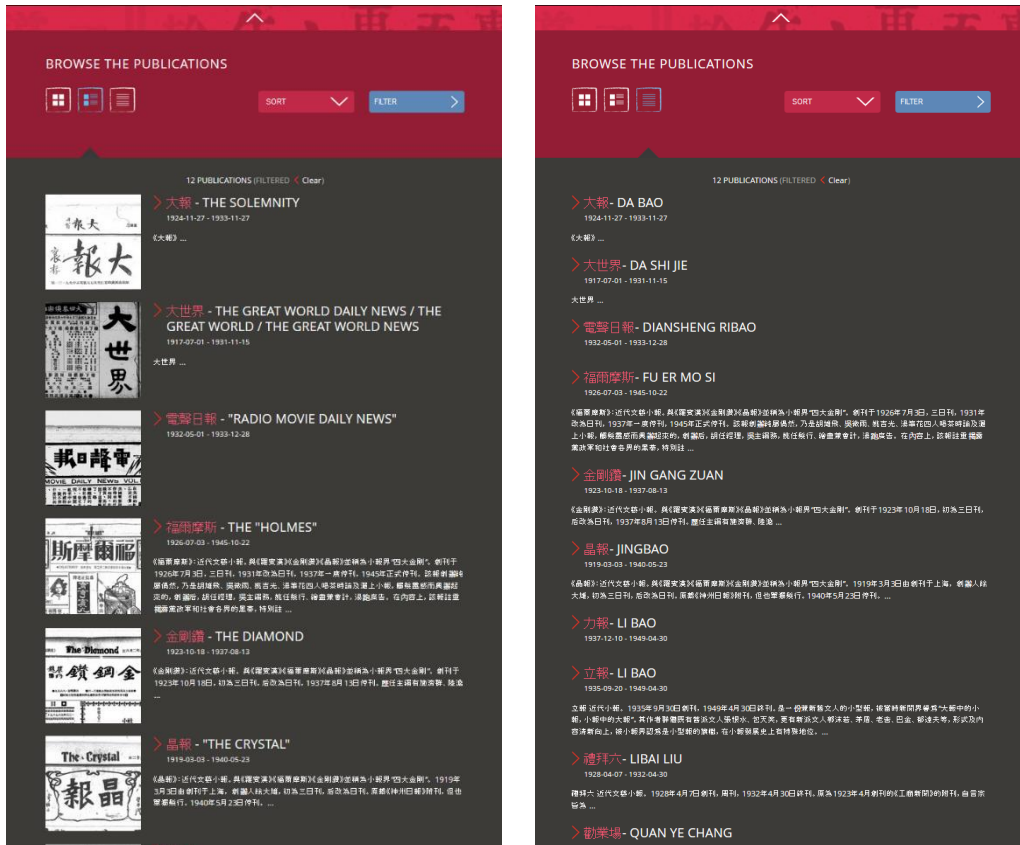


Figure 3: Browse - List view and Text view

4.2. Sorting publications

Independent of the view chosen, the publications can be sorted using the "Sort" drop-down.

The following sort options are available:

- Date earliest (ascending)
- Date earliest (descending)
- Date latest (ascending)
- Date latest (descending)
- Title Chinese (A to Z)
- Title Chinese (Z to A)
- Title Pinyin (A to Z)
- Title Pinyin (A to Z)

- Title English (A to Z)
- Title Pinyin (Z to A)

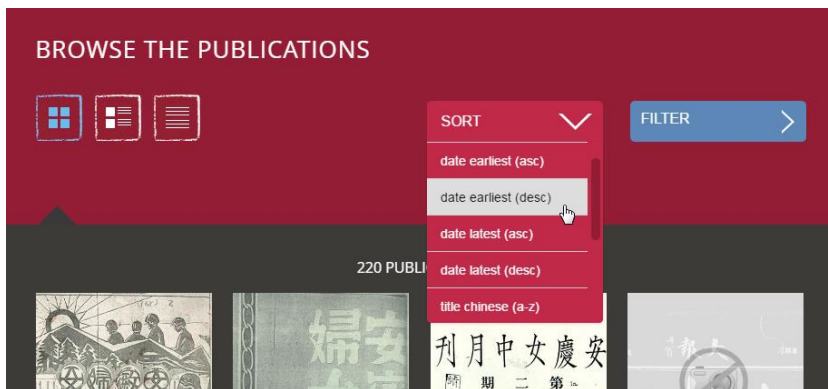


Figure 4: Browse - "Sort" drop-down

4.3. Filtering publications

Clicking the "Filter" button opens the "Filter" dialog. It contains of two pages, "Category/Date" and "Publications".

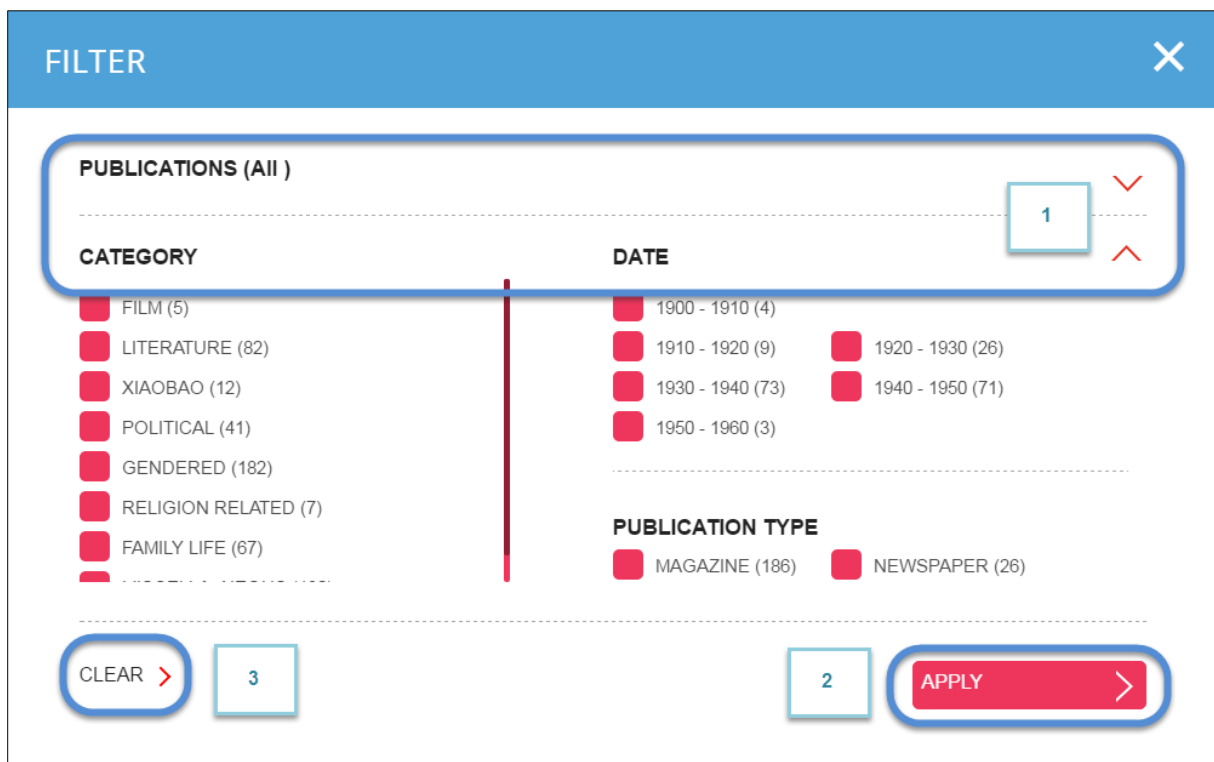


Figure 5: Browse – "Filter" dialog

Use the arrows [1] to switch between the two pages. After filters are set, click "Apply" [2] to activate the filters, or hit "Clear" [3] to reset all filters.

4.3.1. Filtering: "Category/Date" page

On this page, publications can be filtered by "Category", "Date" in decades, and the "Publication type" (magazine or newspaper).

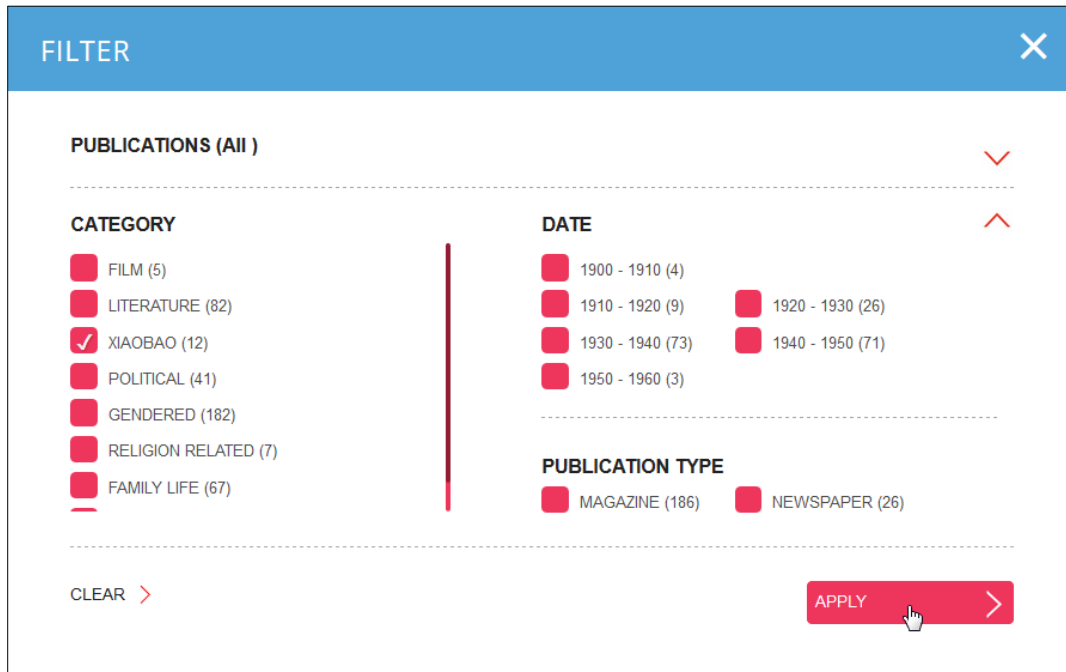


Figure 6: Browse - Filter "Category/Date"

4.3.2. Filtering: "Publications" page

This page makes it possible to filter the publications by Chinese, Pinyin, or English title.

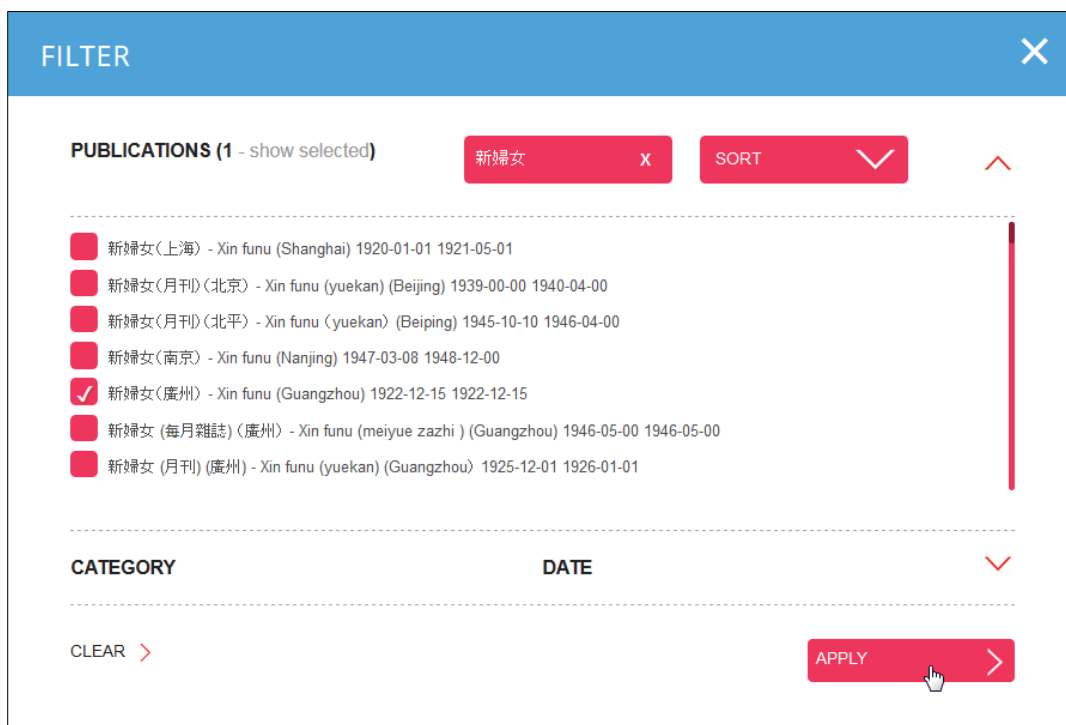


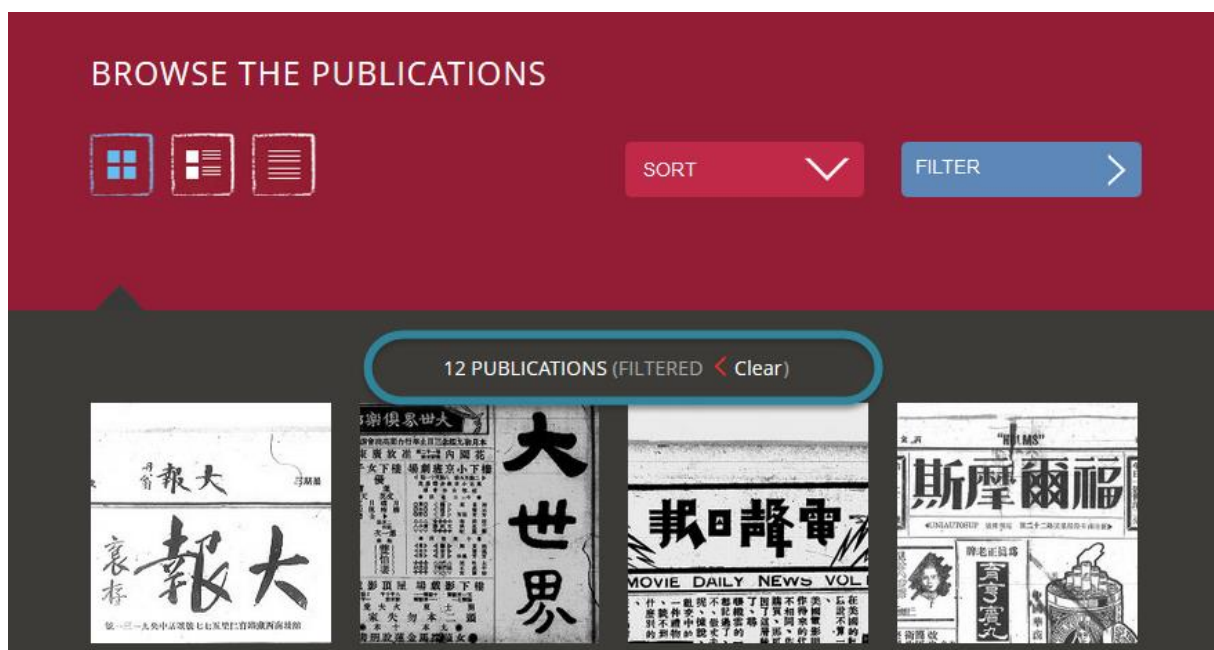
Figure 7: Browse - Filter "Publications"

It is also possible to re-sort the publication list.



4.3.3. Resetting filters

If filters are active this will be indicated on the "Browse" page.



To reset the filters, simply click "Clear". Alternatively, you can click on "Filter" to adjust the filters or use the "Clear" button in the dialog box.

4.4. Browsing on issue level

Once the user has chosen a publication and clicks on it, this publication is opened.

The page contains four areas:

- Click the top arrow to open the main header.
- "XX Publications" [1] – indicates that a filter is applied to the publications, clicking it brings the user back to the "Browse" page, like a "back" button.



- Thumbnail/Title and “horizontal” Navigation [2] – for the active publication a thumbnail image and the title information are given - use the arrows on the left and right sides to browse through all publications currently selected.
- “Publishing information” [3]
- “Choose an issue” [4]

The screenshot displays the ECPO user interface for 'The Crystal' (晶報). The interface is divided into several sections:

- Top Section:** A dark red header with a home icon at the top center. Below it, a blue bar contains a left arrow, the text '< 12 PUBLICATIONS', a blue circle with the number '1', and a right arrow.
- Publication Selection:** A blue bar below the top section shows a left arrow, a blue circle with the number '2', a thumbnail of 'The Crystal' newspaper, the text '晶報 JINGBAO "THE CRYSTAL"', a blue circle with the number '2', and a right arrow.
- Publishing Information:** A blue bar below the publication selection shows the text 'PUBLISHING INFORMATION', a dropdown arrow, and a blue circle with the number '3'.
- Issue Selection:** A dark grey rounded rectangle below the publishing information shows the text 'CHOOSE AN ISSUE' and a blue circle with the number '4'. Below this, the text 'BY DATE' is followed by a red bar with '1919' and a dropdown arrow. To the right, it says '1919 | 100 Issues'. Below this is a calendar grid with months (JAN to DEC) and days (MON to SUN). The calendar grid shows the month of March, with days 3 through 6 highlighted in red.

4.4.1. Showing the "Publishing information"

Clicking the arrow opens and closes the "Publishing information" page with additional information about the current publication

< 12 PUBLICATIONS

<  晶報
JINGBAO
"THE CRYSTAL" >

PUBLISHING INFORMATION ^

Frequency: Three days (1919-1932) Daily (after 1932)
Format/Size: 初為長條形，後改為四開四版 (Sikai Siban)
Print/Type: Lithography
Price: 1919: 大洋二分 (Dayang Erfen) 1940: 圓幣五分 (Guobi Wufen)
TOC: No
Prominent agents:
神州日報總 Shenzhou ribao guan (Publisher)
余大雄 Yu Daxiong (Founder)
餘大雄 Yu Daxiong (Founder)
大雄 Daxiong (Founder)
雄翁 Xiong weng (Founder)
錢芥塵 Qian Jiechen (Editor)

Summary of Content:
《晶報》：近代文藝小報，與《羅賓漢》《福爾摩斯》《金剛鑽》並稱為小報界“四大金剛”，1919年3月3日由創刊于上海，創辦人余大雄，初為三日刊，後改為日刊，原繫《神州日報》附刊，但也單獨發行，1940年5月23日停刊。該報初創時，自發宗旨是“竊賊燭文字之能力，為吾國中萬事萬物掃除障礙，使漸入光明之城”，希望“自吾報前，吾國一切之政情與事象，皆以吾文字磨擦之力，由晦暗而漸至于光明”幾乎網羅了所有文壇鉅子為其撰稿，如包天笑、王鈍根、袁寒雲、張春帆、屠慶鴻、徐卓東等50餘人，又聘請了丁悚、潘伯虛、黃文農、張聿光等漫畫家輪流為該報繪畫，該報創辦之初，仍脫不了風花雪月之舊套，“五四運動”後受社會風潮影響，報風開始轉變，加之三年後脫離《神州日報》，編輯方針於是做了重大改變，批評朝政，議論時事，言論尖刻，諷刺入裏，引起了自上至下的全麵關注，它還常邀大報記者為之撰稿，形成了一種“文藝咖啡式”的辦報風格，銷路于是直線上升，高達5萬多份，居小報之冠，此為《晶報》的全盛時期，1932年10月，餘大雄同張竹平、須彌一起將《晶報》改為日刊，並進行了一繫列革新，餘大雄死后，該報一度由錢芥塵接辦，在美商A. Tedoro的名義下繼續辦報，之後又由傾軋日方的關某主編，常登同盟社的消息，因此失去讀者，1940年5月停刊，歷時21年。（祝均宙）

CHOOSE AN ISSUE

4.4.2. Calendar module - Choosing an issue by date

The calendar module allows users to choose individual issues by date. It also gives an impression about the publishing frequency of a given publication.


Issues can be selected by year (using the dropdown), by month, or by day. The total number of issues of the selected year is shown at the right.



Months and days with grey background indicate there was no issue, while red background indicates there is an issue available. Dark red background marks the active month or year.

CHOOSE AN ISSUE

BY DATE

1919 

1919 | 100 Issues

JAN	FEB	MAR	APR	MAY	JUN	JUL	AUG	SEP	OCT	NOV	DEC
-----	-----	-----	-----	-----	-----	-----	-----	-----	-----	-----	-----

MON	TUE	WED	THU	FRI	SAT	SUN
31	1	2	3	4	5	6
7	8	9	10	11	12	13
14	15	16	17	18	19	20
21	22	23	24	25	26	27
28	29	30	1	2	3	4
5	6	7	8	9	10	11

4.5. Reading an issue

The screenshot shows the ECPO interface for reading an issue. At the top, a red header contains navigation arrows and the text '< 12 PUBLICATIONS'. Below this, a blue bar displays the publication title '晶報 JINGBAO "THE CRYSTAL"' with a thumbnail of the newspaper cover. Navigation arrows are present on either side of the title. Below the title, three dropdown menus are visible: 'Volume No. 1', 'Issue No. 13', and '1919-04-09'. A light blue bar below these menus contains navigation options: '| ALL PAGES | ALL ITEMS | ARTICLES | IMAGES | ADVERTISEMENTS |'. The main content area is dark grey and features '< Previous' and 'Next >' buttons. The central text reads 'ISSUE 13: 1919-04-09'. Two newspaper pages are displayed side-by-side. The left page is labeled 'Page 1+4' and the right page is labeled 'Page 2+3'. A central navigation bar at the bottom of the page content shows '< PAGE 1+2 OF 4 >'. A red border highlights the navigation controls at the bottom of the interface, including the three dropdown menus.

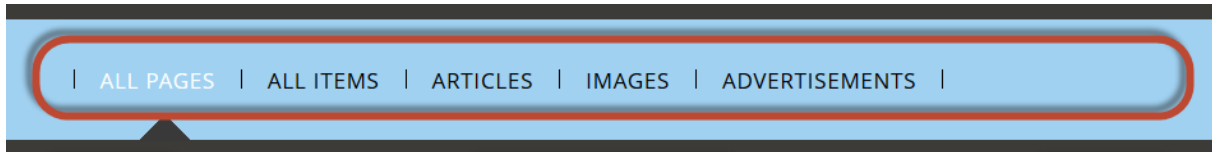
In the red areas, the headers for the main navigation and for navigating within the currently selected publications are visible again (cf. 4.4 above).

Below, on blue background the buttons to navigate within a publication are shown. If a publication consists of multiple volumes you can use the first dropdown to switch between volumes. The second dropdown does the same for issues, which can be selected from the list.

On the right hand side the date of the current issue is shown. Clicking the date will open the calendar module where a different issue can comfortably be selected by its date.

This close-up shows the navigation controls at the bottom of the interface. It features three dropdown menus on a blue background: 'Volume No. 1', 'Issue No. 13', and '1919-04-09'. A red border highlights these controls.

By default, all pages/scans available for an issue are shown.



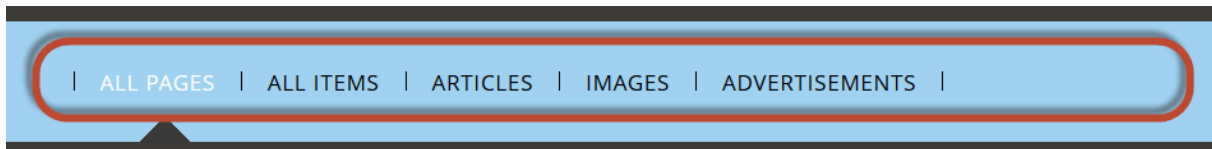
In the dark grey area number and date of the current issue are shown. The "Previous" and "Next" buttons can be used to show previous and next issues within the current publication.



Below the image scans their respective page numbers are displayed. Use the navigation in the center to leaf through the pages of that issue.



For each issue all available pages/scans are shown by default.



Users can change the display between

- All Pages (default) – shows all pages of an issue.
- All Items – shows all items annotated within an issue.
- Articles – shows all annotated items of type article.
- Images – shows all annotated items of type image.
- Advertisements – shows all annotated items of type advertisement.



Example of the "All Items" view of an issue (Jingbao, issue 13, 1919-04-09).

4.6. Reading a page

To read a page click on the image ("Open").



This will open the "Page view" with the first page selected.

Volume No. 1 Issue No. 13 1919-04-09

| BACK |

< Previous ISSUE 13: 1919-04-09 Next >

Page 1+4 < PAGE 1 OF 4 >

In the lower part, below the image scans, all available annotated items on that page are shown.



13 ITEMS:

- > IMAGE [NO CAPTION]
- > IMAGE 博利安
Keywords: articles for everyday use, electric light;
- > IMAGE 新世界
- > IMAGE 三炮台香煙 THREE CASTLES CIGARETTES
Keywords: cigarette;
- > IMAGE 上海美術工藝製版社 THE SHANGHAI PHOTO ENGRAVING CO.
- > ADVERTISEMENT 老牌博利安電泡, BWL BRILLIANT WIRE LAMP
Keywords: electric equipment, electric light; Persons: 上海中國電球公司 Shanghai Zhongguo dian qiu gong si(mentioned in advertisement);
- > ADVERTISEMENT 中華利益有獎正副券,
Keywords: lottery;
- > ADVERTISEMENT 和平甘露,
Brand: 五洲大藥房人造自來血, ; Keywords: disease, health, Medicine; Persons: 五洲大藥房 Wuzhou da yao fang (mentioned in advertisement), 王伯陶 Wang Botao(mentioned in advertisement);
- > ADVERTISEMENT 新世界, NEW WORLD
Brand: 新世界中國大遊藝場, ; Keywords: entertainment, China, playground;

4.7. Reading an item

If an item is clicked it will be opened in the "Item view"

- > IMAGE 上海美術工藝製版社 THE SHANGHAI PHOTO ENGRAVING CO.
- > ADVERTISEMENT 老牌博利安電泡, BWL BRILLIANT WIRE LAMP
Keywords: electric equipment, electric light; Persons: 上海中國電球公司 Shanghai Zhongguo dian qiu gong si(mentioned in advertisement);
- > ADVERTISEMENT 中華利益有獎正副券,
Keywords: lottery;

The "Detail view for individual item" will show all information currently available in the database on this single item.

[< Back](#)

DETAIL VIEW FOR INDIVIDUAL ITEM:

老牌博利安電泡 - LAO PAI BOLIAN DIAN PAO
Advertisement. 晶報 Jingbao, Volume 1, Issue 13, Wednesday, 1919-04-09, Page 1

TITLE: 老牌博利安電泡
lao pai Bolian dian pao

PUBLICATION: 晶報 Jingbao "The Crystal"
PUBLICATION TYPE: NEWSPAPER
DATE: 09 April 1919
PAGE: 1
PAGE NUMBER AS PRINTED:
SPECIAL POSITION:
SEQUENCE: 1

DOCUMENT TYPE: Advertisement
PRODUCT BRAND:
ADVERTISEMENT CATEGORY: 11
KEYWORDS: electric equipment, electric light
PERSONS: 上海中國電球公司 Shanghai Zhongguo dian qiu gong si (mentioned in advertisement)

NOTES ON ARTICLE: 上海中國電球公司製造 各電燈店經售

ITEM LAST MODIFIED:
DOCUMENT URL: http://ecpo.uni-hd.de/publications.php?magazin_id=1&isid=3&ispage=1&itemid=43&itype=4

4.7.1. Referencing individual items

Each individual item can be directly referenced and linked using the "Document URL".

NOTES ON ARTICLE: 上海中國電球公司製造 各電燈店經售

ITEM LAST MODIFIED:

DOCUMENT URL: http://ecpo.uni-hd.de/publications.php?magazin_id=1&isid=3&ispage=1&itemid=43&itype=4

5. Searching in ECPO

Searching the database is possible in two ways: by using the Simple or the Advanced Search.

5.1. Simple search

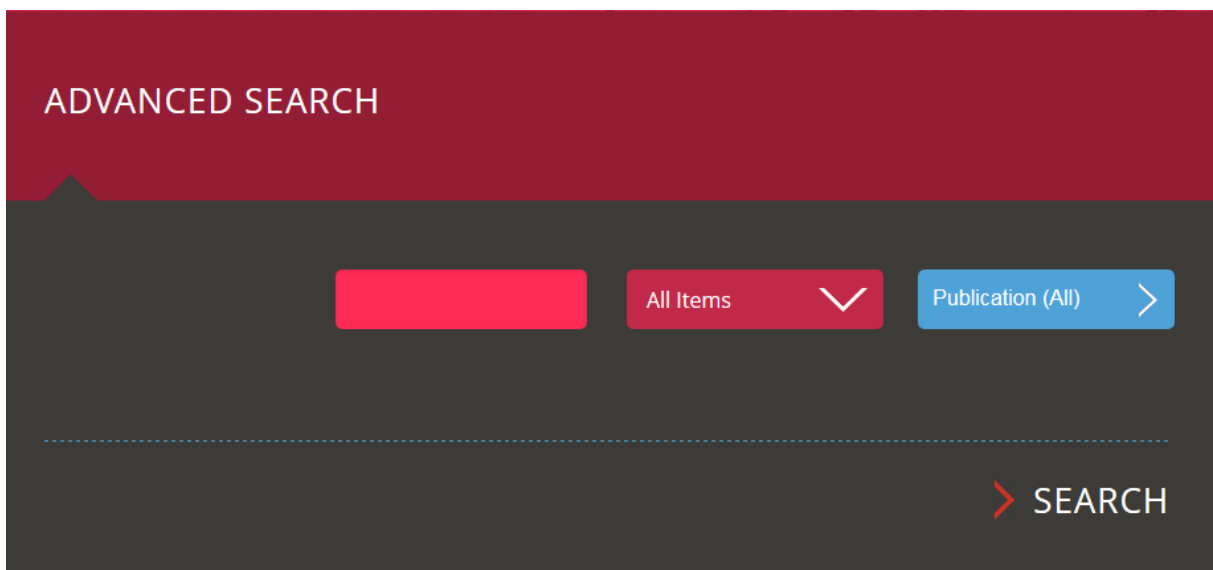
The frontend offers a Simple Search slot on the "Home" page. Users can type any text in either Chinese, Pinyin, or English, and the search is performed on all searchable contents of the database.



5.2. Advanced Search

Note: This feature will be expanded during the next months.

Clicking on the "Search button" in the main navigation or clicking the "Advanced Search" button next to the Simple search slot opens the Advanced Search page.



As in Simple Search, users can type any text in either Chinese, Pinyin, or English, but they can also define in what parts of the database (what fields) the search will be performed.

Currently, it is possible to define the item to be searched by type and in which publication.

5.2.1. Select an item type

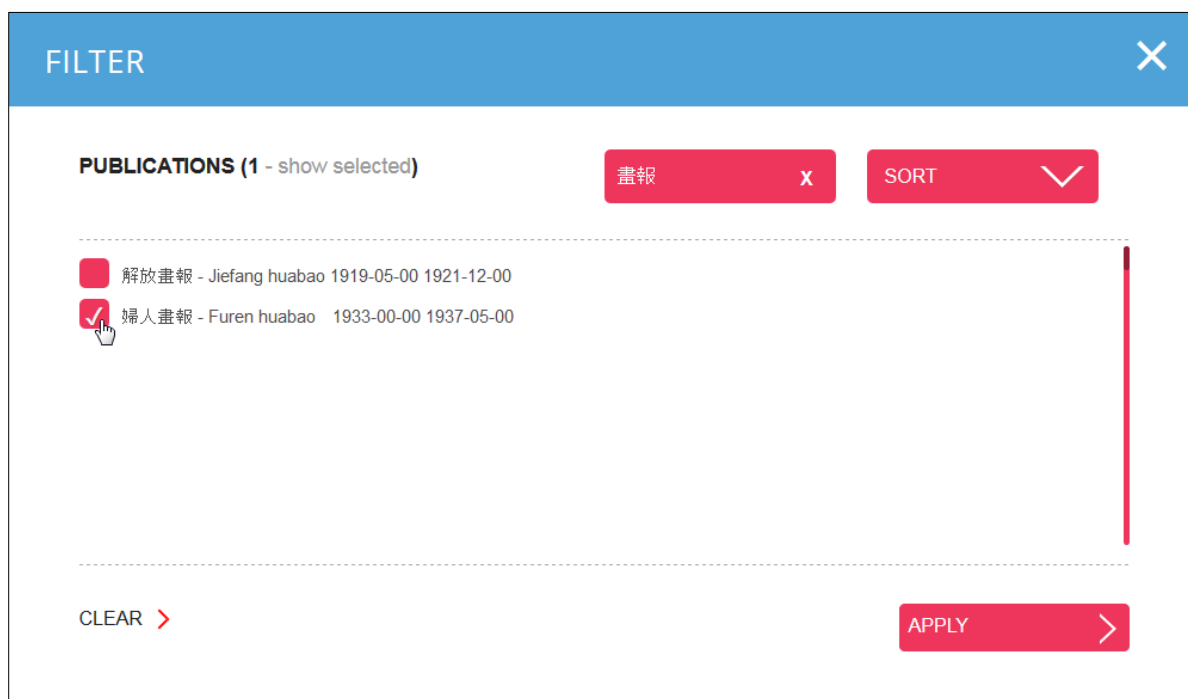
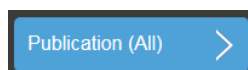
Item types:

- All items (default)
- Article
- Image
- Advertisement
- Person
- Keyword
- Genre
- Column



5.2.2. Select publications

To define, in which publications the search should be performed, users can click on the "Publications (All)" button and choose any number of publications. The search will then only be applied within the selected publications.





5.3. Search results

Note: This feature will be expanded during the next months.

Search results will be listed below the search, with all active search options stated above the result.

ADVANCED SEARCH

博利安 Image Publication (All)

> SEARCH

ACTIVE SEARCH OPTIONS
SEARCH: 博利安 in Images, all Publications

31 RESULTS


- IMAGE 博利安 - Boli'an**
Jingbao vol. 1, no. 11 (03 April 1919), p. 1
- IMAGE 博利安 - Boli'an**
Jingbao vol. 1, no. 12 (06 April 1919), p. 1
- IMAGE 博利安 - Boli'an**
Jingbao vol. 1, no. 13 (09 April 1919), p. 1
- IMAGE 博利安 - Boli'an**
Jingbao vol. 1, no. 14 (12 April 1919), p. 1
- IMAGE 博利安 - Boli'an**

Clicking on an item opens it in the "Detail view."



[| ALL PAGES](#) | [| ALL ITEMS](#) | [| ARTICLES](#) | [| IMAGES](#) | [| ADVERTISEMENTS](#) |

< Previous
ISSUE 2: 1919-04-06
Next >



Page 1+4 < PAGE 1 OF 4 >

< Back

DETAIL VIEW FOR INDIVIDUAL ITEM:

博利安 - BOLI'AN
Image. 晶報 Jingbao, Volume 1, Issue 12, Sunday, 1919-04-06, Page 1

TITLE:	博利安 Boli'an
PUBLICATION:	晶報 Jingbao "The Crystal"
PUBLICATION TYPE:	NEWSPAPER
DATE:	06 April 1919
PAGE:	1
PAGE NUMBER AS PRINTED:	
SPECIAL POSITION:	
SEQUENCE:	2
DOCUMENT TYPE:	Image
KEYWORDS:	articles for everyday use, electric light
PERSONS:	



6. The “About” section

The “About” section of the ECPO website tells you something about the history, the team members and the aims of the database. It also includes a bibliography of team members’ related publications. Most importantly, please note, that we are looking for contributors to the database: if you have a related research project or available materials that you would like to include within the framework of ECPO, please contact us!

7. The Backend

To add or edit content you need an account. Please contact the project if you wish to add or edit data.

To access the backend click on the link in the ECPO footer, or go directly to:
<http://ecpo.uni-hd.de/admin>.

8. Contact

If you experience any problems or have questions please contact the project members directly, or email the ECPO Team:
ecpo@asia-europe.uni-heidelberg.de.